

Earth Day Activities

Thank you for joining us at HappyandBlessedHome.com



Visit HappyandBlessedHome.com for free recipes, printables and crafts for preschoolers, encouragement for moms, as well as great ideas for ways to have fun together as a family.

20 Activities for Preschoolers Includes (pages: 34):

5 Coloring Pages

1 Connect the Recycle Items

4 Recycle Labels to facilitate a Recycle Activity

4 Puzzles

Cutting and Matching Shapes


Which things can be recycled?

Ways to Conserve Energy Worksheet

Cutting Practice

Align and Count

4 Do-a-dot Pages - fill with stickers, pom-poms, paint, markers or crayons



[Jumping Beans](#)



[Family Faces](#)



[Sesame Street Party](#)

Follow this link to: [Subscribe to HappyandBlessedHome.com](http://HappyandBlessedHome.com) and receive free activities for young children and fabulous ideas for family fun every week! Follow text links to these fun posts.

[Letter A](#)

[Letter B](#)

[Letter C](#)



[Letter D](#)




[FREE Montessori Planning Charts](#)




[Circle Time Printables](#)




Tools to aide in Earth Day Learning



[The Earth Book](#) by Todd Parr. This book includes lots of easy, smart ideas on how we can all work together to make the Earth feel good - from planting trees to using both sides of the paper, to saving energy and reusing old things in new ways.



[Earth Day, Birthday!](#) It's April 22, and Lion and his friends want to plant trees, recycle bottles, and have fun on Earth Day. But not Monkey. He wants to celebrate his birthday. Can he convince the other animals that it really is his birthday?



[Earth Day Every Day](#). On Earth Day, we find ways to help the Earth. Trina plants trees with her class. She forms an Earth Day club with her friends. What can you do to make every day Earth Day? Do your part to be a planet protector!

About the creator: Monica is a blogger at HappyandBlessedHome.com. Her passion is to be an encouragement to moms and she publishes:

- * free games and crafts for preschoolers,
- * recipes, home care & party tips, and
- * great ideas for ways to have fun together as a family

By Downloading this package you agree to the following Terms of Use: This printable package was created by HappyandBlessedHome.com. This package is intended for private/personal use only. It is not intended for commercial use and should not be hosted on another blog or website other than HappyandBlessedHome.com. If you like this printable set, you can link to the blog page where this was posted but do not link directly to this pdf file (where you are at now). Thank you for your support! Copyright © 2013 Happy and Blessed Home. All rights reserved.

Special Thanks to these designers for purchased clipart. Clipart copyright belongs to the original designers.






Earth Day




Earth Day



bicycle



recycle



car

Celebrate



Earth Day



Earth Day

ride a



bicycle

reduce, reuse



recycle

reuse



grocery bags



Draw a line to the matching recycling container.



paper



cans



compost



plastic

papier



cans



plastic





compost

Puzzle Crafts

Directions: Print, laminate and cut out puzzle pieces. To assist child, you may want to print an additional page as a guide.


Activities: Grown-ups can help the child assemble the puzzles.


Talk about the colors you see. Help your child piece together like colors, patterns and more.

Have fun creating these puzzles with your little-one(s).


Special Note: The Earth Day Puzzle is considerably more advanced. You may or may not be able to complete this puzzle with your child. Simpler puzzles are also included.

Earth Day Puzzle






reusable
bag






care for
trees



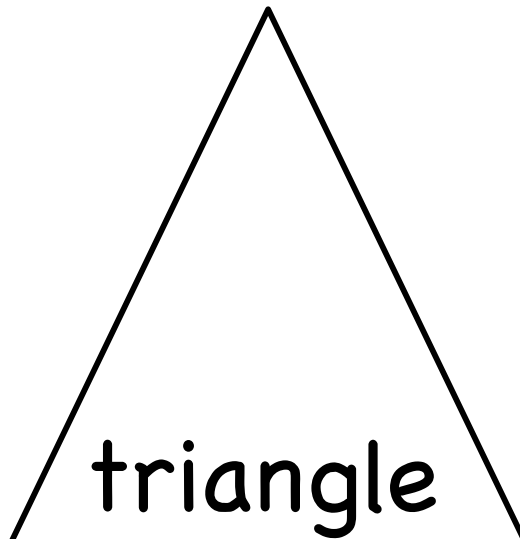
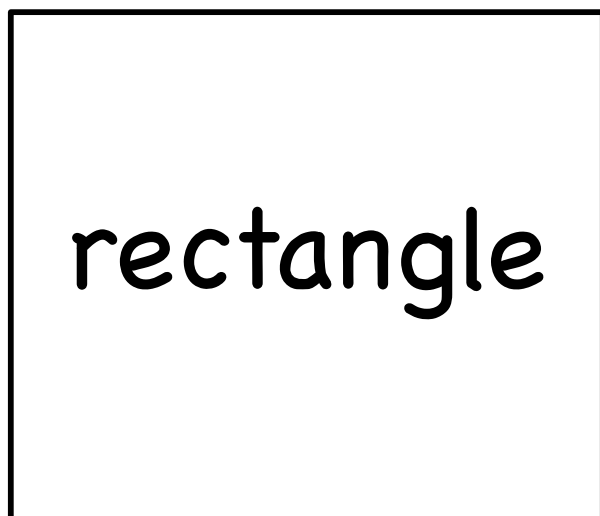
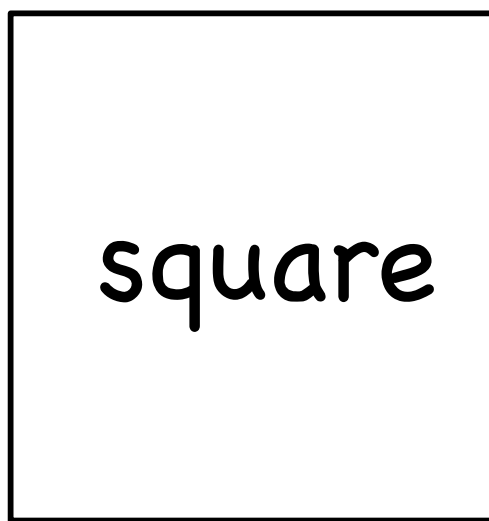

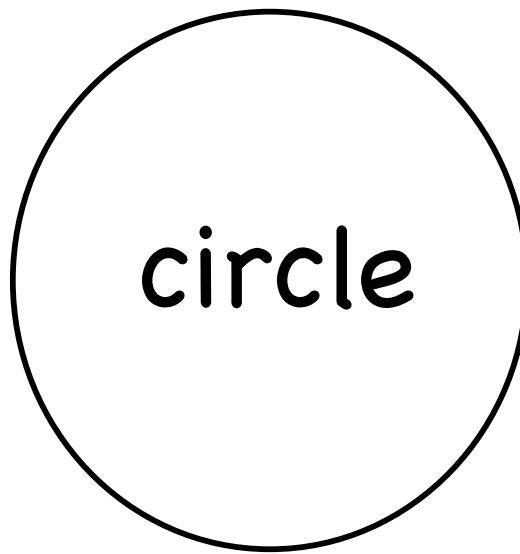

Cutting Practice

Grown-up: help child cut out along dotted line. Discuss shapes.



Cutting Practice




Point out qualities of various shapes. Cut out and align.



Which things can be recycled?

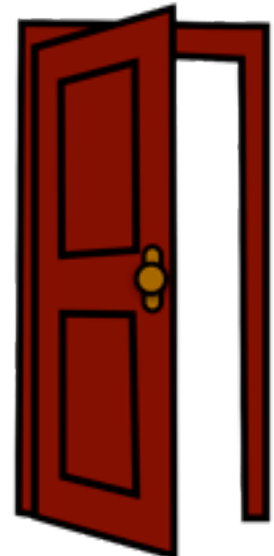




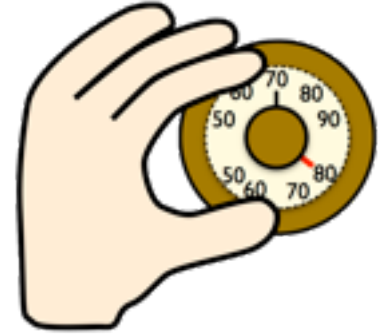
Talk about which things can be recycled.

Circle the things that go in recycle bins. Discuss compost.



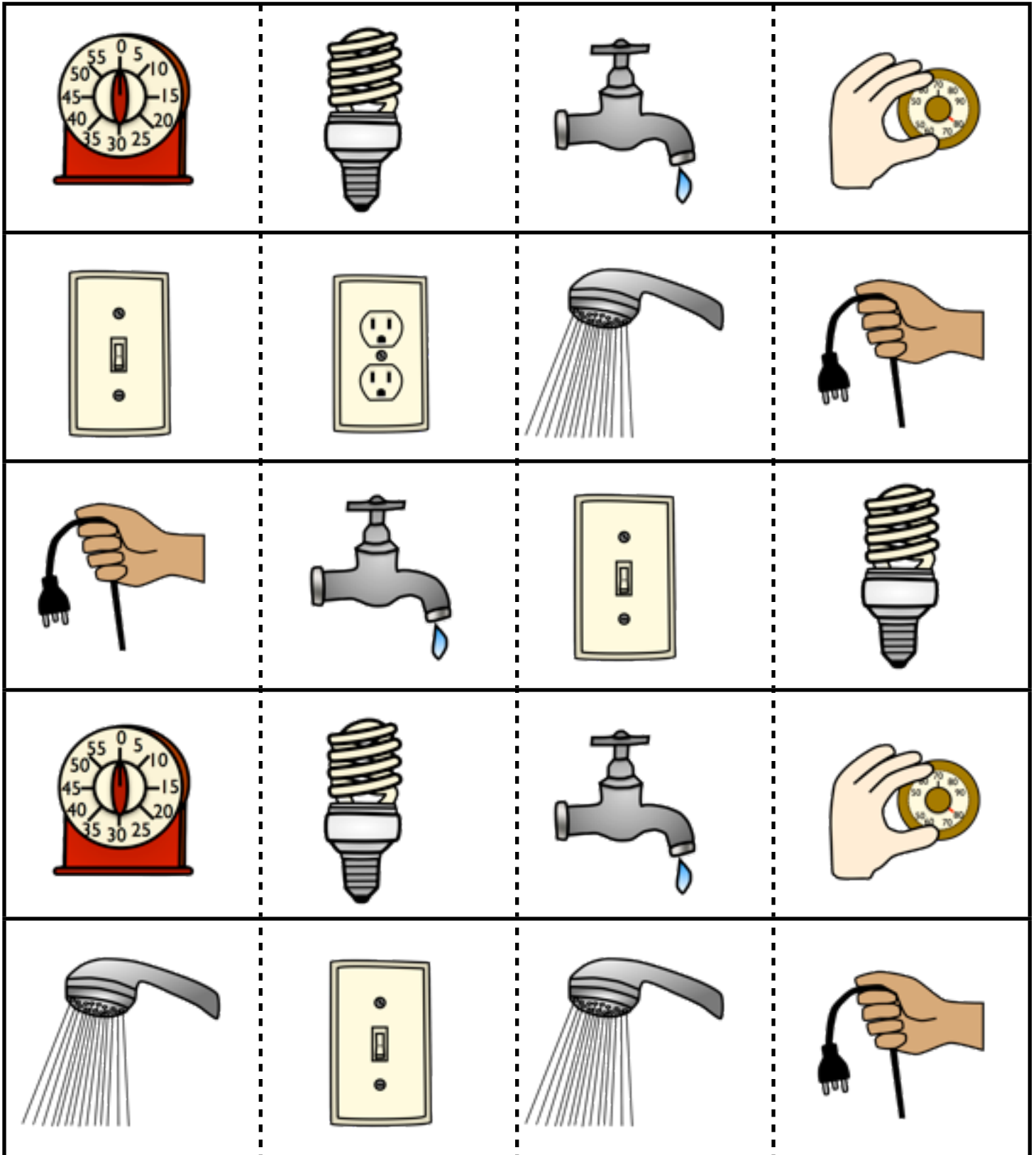
Ways to Conserve Energy

Talk about ways to conserve energy and why energy conservation is important.








Cutting Practice


Parent: Cut at dark lines.
Have child cut along dotted lines.



Align & Count

Add cut squares to count up to four. Discuss how each picture represents an important way to conserve energy.

1	2	3	
1	2	3	
1	2	3	
1	2	3	
1	2	3	




Earth Day



reuse bags



recycle



recycle